



Lesson plan. Basic syntax

In this lesson, students learn the benefits of using different tools and programs to create their own activities.

Objectives

Students will be introduced to the concept of syntax of the simple sentence.

Learning outcomes

- ✚ Students will work individually.
- ✚ Students will use the web page verbactiva.
- ✚ Students will use a quiz game.
- ✚ Students will get the basic knowledge of the syntax.

Lesson procedure

Introduction

There are more and more content online in the world. It is important for the students to understand how to use the web search effectively to find quality sources appropriate to their task. We've created this lesson to help our students in their schoolwork and beyond.







First, we are going to give the web site where you can find the excercises and later the steps of the activity.

Link:

 <https://sites.google.com/site/verbactiva/sintaxisactiva>




Student activity

Follow the steps below to guide your students through this lesson plan. See student guide links at right.

-  Step 1: The students learn the basic notions.
-  Step 2: Choose the quiz.
-  Step 3: Individually, the students get 5 tokens.
-  Step 4: Do the quiz.
-  Step 5: Bet a number of tokens.
-  Step 6: The quiz is corrected, the students who have the right answers win tokens and the students who have wrong answers loose tokens.

Conclusion

Assess students on the following:

-  Their ability to use the web site.
-  Their demonstrated understanding of the uses of different programs.
-  The understanding of the contents.